

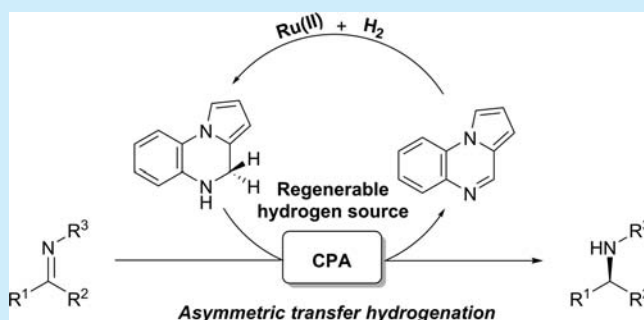
4,5-Dihydropyrrolo[1,2-*a*]quinoxalines: A Tunable and Regenerable Biomimetic Hydrogen Source

Zhang-Pei Chen, Mu-Wang Chen, Ran-Ning Guo, and Yong-Gui Zhou*

State Key Laboratory of Catalysis, Dalian Institute of Chemical Physics, Chinese Academy of Sciences, 457 Zhongshan Road, Dalian 116023, China.

S Supporting Information

ABSTRACT: A series of tunable and regenerable biomimetic hydrogen sources, 4,5-dihydropyrrolo[1,2-*a*]quinoxalines, have been synthesized and applied in biomimetic asymmetric hydrogenation of 3-aryl-2*H*-benzo[*b*][1,4]oxazines and 1-alkyl-3-aryl-quinoxalin-2(1*H*)-ones, providing the chiral amines with up to 92% and 89% ee, respectively.



Biomimetic approaches of asymmetric-transfer hydrogenation (ATH) reactions have emerged as a preeminent synthetic method for the preparation of chiral molecules in the chemists' repertoire.¹ Since pioneering reports in the 1980s, Hantzsch ester (HEH) or related compounds^{2,3} were the only superior biomimetic hydride source for a long time, until Akiyama and co-workers demonstrated another hydride transfer reagent, benzothiazoline (Figure 1).⁴ However, in

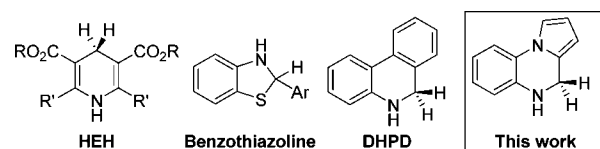


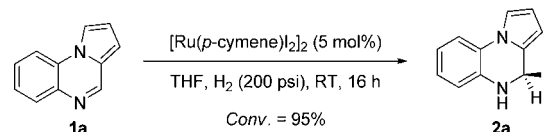
Figure 1. Biomimetic hydrogen sources.

ordinary, stoichiometric or excessive amount of HEH or benzothiazoline was needed and a substantial number of dehydrogenation wastes generated in these transformations, which obviously limits the application of these specific hydrogen sources in both industry and academia. Consequently, the development of ATH reactions with regenerable hydrogen source is strongly desired.

Very recently, our group discovered that Hantzsch ester⁵ or dihydrophenanthridine (DHPD)⁶ could be regenerated *in situ* by Ru(II) complexes under hydrogen gas, which had been employed in the biomimetic asymmetric hydrogenation of heteroaromatics and cyclic imines with excellent enantioselectivities. Remarkably, the demand for hydrogen source could be reduced to a catalytic amount (10 mol %). Although such progress has been achieved, the harsh regeneration conditions of HEH and limited derivatization possibility of DHPD

impelled us to seek for easy tunable and regenerable versatile hydrogen sources.

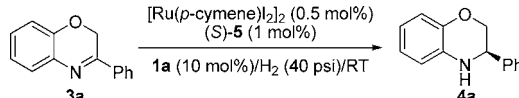
The foregoing results have demonstrated that development of a regenerable biomimetic hydrogen source should fulfill the following requirements: (i) regenerate under mild conditions as well as with high hydride transfer ability and (ii) easy control of the reaction enantioselectivity and simultaneously with various derivatization possibilities. Based on these guidelines, we began our studies through investigating the transfer hydrogenation ability of 4,5-dihydropyrrolo[1,2-*a*]quinoxalines, which are easily obtained through the mild partial hydrogenation of corresponding pyrrolo[1,2-*a*]quinoxalines (Scheme 1). In addition, the latter compounds could be easily prepared and derived from the simple starting materials.⁷

Scheme 1. Ru-Catalyzed Generation of 2a from 1a with H₂

The readily available imine 3-phenyl-2*H*-benzo[*b*][1,4]-oxazine 3a⁸ was selected as the model substrate for condition optimization (Table 1). Gratifyingly, the exposure of ketimine 3a with pyrrolo[1,2-*a*]quinoxaline 1a (10 mol %) in the presence of chiral phosphoric acid 5a and [Ru(*p*-cymene)₂I₂]₂ at room temperature furnished amine 4a with 88% ee and 75% of conversion (entry 1). Notably, the reaction failed to proceed in the absence of 1a (entry 7). Through screening the reaction

Received: January 20, 2014

Published: February 26, 2014

Table 1. Conditions Optimization for Biomimetic Asymmetric Hydrogenation of Imine 3a^a


(S)-5a: Ar = Ph
 (S)-5b: Ar = 9-Phenanthryl
 (S)-5c: Ar = 9-anthryl
 (S)-5d: Ar = Ph [H8]
 (S)-5e: Ar = H

entry	CPA	solvent	conv (%) ^b	ee (%) ^c
1	(S)-5a	THF	75	88
2	(S)-5a	CH ₂ Cl ₂	83	79
3	(S)-5a	benzene	28	90
4	(S)-5a	THF/benzene (1:1)	92	89
5	(S)-5a	THF/benzene (1:2)	95	91
6	(S)-5a	THF/benzene (2:1)	95	89
7 ^d	(S)-5a	THF/benzene (1:2)	<5	
8 ^e	(S)-5a	THF/benzene (1:2)	>99	92
9	(S)-5b	THF/benzene (1:2)	86	75
10	(S)-5c	THF/benzene (1:2)	90	77
11	(S)-5d	THF/benzene (1:2)	98	90

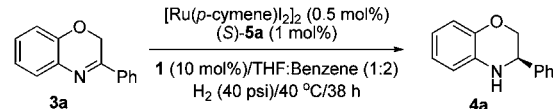
^aConditions: 0.15 mmol of imine 3a, [Ru(*p*-cymene)I₂]₂ (0.5 mol %), (S)-5 (1 mol %), 1a (10 mol %), 2 mL of solvent, H₂ (40 psi), 38 h, rt.

^bDetermined by ¹H NMR spectroscopy analysis of the crude product.

^cDetermined by HPLC. ^dWithout 1a. ^e40 °C.

parameters including solvent, chiral phosphoric acid, and temperature, the most suitable conditions were established as (S)-5a/THF/benzene (1:2)/40 °C.

Then, a range of pyrrolo[1,2-*a*]quinoxaline derivatives in the asymmetric-transfer hydrogenation reaction of imine 3a were evaluated with chiral phosphoric acid (S)-5a (Table 2). Interestingly, altering the group on the C8-position led to slightly fluctuating enantioselectivity, while the electronic effects of these substituent groups have a dramatic influence on the hydrogenation activity (entry 2 vs entry 3). This may be because that electronic donor group promotes the hydride-

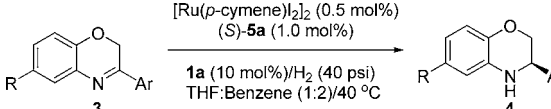
Table 2. Survey of Pyrrolo[1,2-*a*]quinoxalines for Biomimetic Asymmetric Transfer Hydrogenation of 3a^a


entry	hydrogen source	conv ^b (%)	ee ^c (%)
1	1a	99	92
2	1b	72	90
3	1c	99	91
4	1d	48	70

^aConditions: 0.15 mmol of imine 3a, [Ru(*p*-cymene)I₂]₂ (0.5 mol %), (S)-5a (1 mol %), 1 (10 mol %), THF/benzene 2/1 (2 mL), H₂ (40 psi), 38 h, 40 °C. ^bDetermined by ¹H NMR spectroscopy analysis of the crude product. ^cDetermined by HPLC.

transfer ability of the corresponding reduction-state substance. Such results are consistent with Zhu and Mayr's work on measuring and determining the thermodynamic parameters of various organic hydride donors by using titration calorimetry and electrochemical methods.⁹ As expected, when hydrogen source precursor 1d with weaker aromaticity was employed, the reactivity and enantioselectivity of asymmetric-transfer hydrogenation reaction dropped dramatically (entry 4). According to the survey above, the readily available pyrrolo[1,2-*a*]quinoxaline 1a was chosen as the best precursor of a regenerable hydrogen source.

With the optimized reaction conditions in hand, exploration of substrate scope was carried out (Table 3). All the 2-aryl-

Table 3. Biomimetic Asymmetric Transfer Hydrogenation of 3^a


entry	R	Ar	yield ^b (%)	ee ^c (%)
1	H	C ₆ H ₅	92 (4a)	92 (–)
2	H	4-MeC ₆ H ₄	93 (4b)	85 (–)
3	H	4-PhC ₆ H ₄	88 (4c)	88 (–)
4	H	4-ClC ₆ H ₄	92 (4d)	87 (–)
5	H	4-BrC ₆ H ₄	95 (4e)	88 (–)
6	H	4-FC ₆ H ₃	95 (4f)	87 (–)
7	H	3-MeOC ₆ H ₄	89 (4g)	88 (–)
8	H	3-BrC ₆ H ₄	90 (4h)	92 (–)
9	H	2-naphthyl	87 (4i)	84 (–)
10	Cl	C ₆ H ₅	96 (4j)	87 (–)
11	Cl	3-MeOC ₆ H ₄	94 (4k)	90 (–)

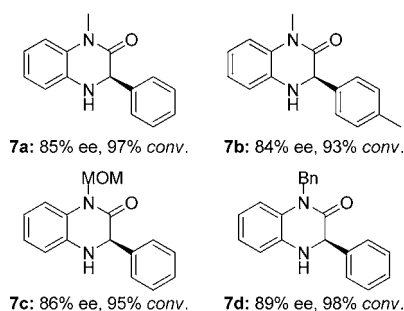
^aConditions: 0.2 mmol of imine 3, [Ru(*p*-cymene)I₂]₂ (0.5 mol %), (S)-5a (1 mol %), 1a (10 mol %), THF/benzene 2/1 (2 mL), H₂ (40 psi), 38 h, 40 °C. ^bIsolated yield. ^cDetermined by HPLC.

substituted substrates were smoothly converted to the corresponding amines in high yields (87–96%) with excellent enantioselectivities (84–92% ee). The electronic properties of the substituents had little effect on the catalytic activity and enantioselectivity (entry 7 vs entry 8). Notably, almost full conversion and satisfactory enantioselectivities were also provided when chloro was introduced at the C7-position (entries 10 and 11).

In order to further estimate the application possibility, we applied this attractive protocol to the hydrogenation of 1-alkyl-3-aryl-quinoxalin-2(1*H*)-ones (6).¹⁰ Gratifyingly, the reaction proceeded well with high enantioselectivities and reactivity (Scheme 2). In contrast to the reduction of 2*H*-benzo[*b*][1,4]-oxazines 3, in these instances the reactions were carried out in CH₂Cl₂/benzene with 1c as the regenerable hydride source.

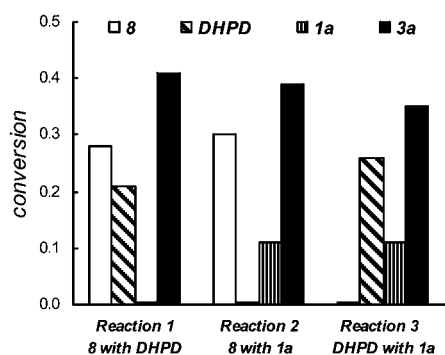
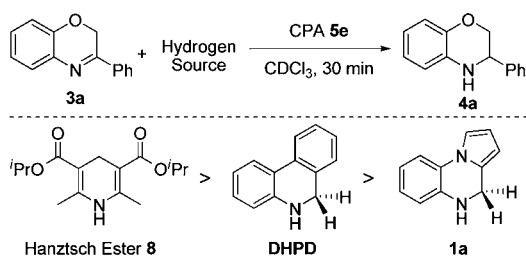
Since the research on thermodynamic driving forces of Hantzsch esters and related organic hydride donors to release hydride has become a very important field of chemistry, the hydride-transfer ability of diisopropyl 2,6-dimethyl-1,4-dihydropyridine-3,5-dicarboxylate (8), DHPD, and 1a were estimated by means of examining three parallel competing reactions of reducing 3a with phosphoric acid 5e in CDCl₃.¹¹ Through ¹H NMR analysis, the hydride-transfer ability is established as Hantzsch ester 8 > DHPD > 1a (Scheme 3). Nevertheless, it is quite conceivable that 1a, located toward the bottom of the rank of hydride-donating abilities, could act as an

Scheme 2. Biomimetic Asymmetric-Transfer Hydrogenation of Quinoxalin-2(1H)-ones **6**^{a,b}



^aConditions: 0.2 mmol of quinoxalin-2(1H)-ones **6**, [Ru(*p*-cymene)-I₂]₂ (0.5 mol %), (*S*)-**5a** (4 mol %), **1c** (10 mol %), CH₂Cl₂/benzene 2/1 (2 mL), H₂ (500 psi), 38 h, 40 °C. ^bConversion was determined by ¹H NMR spectroscopy analysis of the crude product. Enantiomeric excess was determined by HPLC.

Scheme 3. Hydride-Transfer Ability Sequence^a



^aConditions: 0.1 mmol of imine **3a**, hydrogen source (1 equiv, respectively), (\pm)-**5e** (1 mol %) were added to a nitrogen-protected NMR tube, then CDCl₃ (1 mL) was added, and the mixture was reacted for 30 min at ambient temperature. The conversion was determined by NMR analysis of this mixture.

important complement to the hydrogen source library as well as a potentially efficient reductant in accessing selective hydrogenation of molecules containing more than one unsaturated bond. It is necessary to point out that different hydride sources have diverse hydride transfer abilities and distinct selectivities under specified conditions, and this knowledge will shed light on the mechanism illustration and new organohydride sources for ATH reactions or other related reactions.¹²

In conclusion, a series of tunable and regenerable hydrogen sources, 4,5-dihydropyrrolo[1,2-*a*]quinoxalines, have been synthesized and employed as hydrogen sources in biomimetic asymmetric hydrogenation of 3-aryl-2H-benzo[*b*][1,4]oxa-zines and 1-alkyl-3-aryl-quinoxalin-2(1H)-ones, providing the chiral amines with up to 92% and 89% ee, respectively. The sequence

of hydrogen-transfer ability of this new developed hydrogen source and other known hydrogen sources is established, which will provide useful information for development of new asymmetric-transfer hydrogenation reactions. Further detailed mechanistic studies of the reactions and investigations on the application of the regenerable chiral hydrogen sources are currently ongoing in our laboratory.

■ ASSOCIATED CONTENT

Supporting Information

Experimental details and full spectroscopic data for all new compounds. This material is available free of charge via the Internet at <http://pubs.acs.org>.

■ AUTHOR INFORMATION

Corresponding Author

*E-mail: yzgzhou@dicp.ac.cn.

Notes

The authors declare no competing financial interest.

■ ACKNOWLEDGMENTS

We are grateful for financial support from the National Natural Science Foundation of China (21125208 and 21372220) and the National Basic Research Program of China (2010CB833300).

■ REFERENCES

- (1) For the reviews, see: (a) Adolfsen, H. *Angew. Chem., Int. Ed.* **2005**, *44*, 3340. (b) Rosen, J. *Chemtracts* **2005**, *18*, 65. (c) Ouellet, S. G.; Walji, A. M.; MacMillan, D. W. C. *Acc. Chem. Res.* **2007**, *40*, 1327. (d) Connon, S. B. *J. Org. Biomol. Chem.* **2007**, *5*, 3407. (e) You, S.-L. *Chem.—Asian J.* **2007**, *2*, 820. (f) Wang, C.; Wu, X.; Xiao, J. *Chem.—Asian J.* **2008**, *3*, 1750. (g) Rueping, M.; Sugiono, E.; Schoepke, F. R. *Synlett* **2010**, 852. (h) Rueping, M.; Dufour, J.; Schoepke, F. R. *Green Chem.* **2011**, *13*, 1084. (i) Vries, J. G.; Mršić, N. *Catal. Sci. Technol.* **2011**, *1*, 727. (j) Zheng, C.; You, S.-L. *Chem. Soc. Rev.* **2012**, *41*, 2498. (k) McSkimming, A.; Colbran, S. B. *Chem. Soc. Rev.* **2013**, *42*, 5439.
- (2) (a) Zehani, S.; Gelbard, G. *J. Chem. Soc., Chem. Commun.* **1985**, 1162. (b) Singh, S.; Batra, U. K. *Indian J. Chem.* **1989**, *28B*, 1. (c) Yang, J. W.; Fonseca, M. T. H.; List, B. *Angew. Chem., Int. Ed.* **2004**, *43*, 6660. (d) Ouellet, S. G.; Tuttle, J. B.; MacMillan, D. W. C. *J. Am. Chem. Soc.* **2005**, *127*, 32. (e) Yang, J. W.; Fonseca, M. T. H.; Vignola, N.; List, B. *Angew. Chem., Int. Ed.* **2005**, *44*, 108. (f) Yang, J. W.; Hechavarria Fonseca, M. T.; List, B. *J. Am. Chem. Soc.* **2005**, *127*, 15036. (g) Tuttle, J. B.; Ouellet, S. G.; MacMillan, D. W. C. *J. Am. Chem. Soc.* **2006**, *128*, 12662. (h) Mayer, S.; List, B. *Angew. Chem., Int. Ed.* **2006**, *45*, 4193. (i) Martin, N. J. A.; List, B. *J. Am. Chem. Soc.* **2006**, *128*, 13368. (j) Yang, J. W.; List, B. *Org. Lett.* **2006**, *8*, 5653. (k) Zhao, G.-L.; Córdova, A. *Tetrahedron Lett.* **2006**, *47*, 7417. (l) Zhou, J.; List, B. *J. Am. Chem. Soc.* **2007**, *129*, 7498. (m) Wang, D.-W.; Zeng, W.; Zhou, Y.-G. *Tetrahedron: Asymmetry* **2007**, *18*, 1103. (n) Rueping, M.; Theissmann, T.; Raja, S.; Bats, J. W. *Adv. Synth. Catal.* **2008**, *350*, 1001. (o) Rueping, M.; Antonchick, A. P. *Angew. Chem., Int. Ed.* **2008**, *47*, 5836. (p) Martin, N. J. A.; Cheng, X.; List, B. *J. Am. Chem. Soc.* **2008**, *130*, 13862. (q) Han, Z.-Y.; Xiao, H.; Chen, X.-H.; Gong, L.-Z. *J. Am. Chem. Soc.* **2009**, *131*, 9182. For reviews on asymmetric transfer hydrogenation reactions with Hantzsch esters, see ref 1.
- (3) For recent works on asymmetric transfer hydrogenation reactions with Hantzsch esters, see: (a) Schneider, J. F.; Lauber, M. B.; Muhr, V.; Kratzer, D.; Paradies, J. *Org. Biomol. Chem.* **2011**, *9*, 4323. (b) Rueping, M.; Theissmann, T.; Stoeckel, M.; Antonchick, A. P. *Org. Biomol. Chem.* **2011**, *9*, 6844. (c) Chen, M.-W.; Chen, Q.-A.; Duan, Y.; Ye, Z.-S.; Zhou, Y.-G. *Chem. Commun.* **2012**, *48*, 1698. (d) Anderson, J. C.; Koovits, P. J. *Chem. Sci.* **2013**, *4*, 2897. (e) Patil, N. T.; Raut, V. S.; Tella, R. B. *Chem. Commun.* **2013**, *49*, 570. (f) Yin, Q.; Wang, S.-

G.; You, S.-L. *Org. Lett.* **2013**, *11*, 2688. (f) Shi, F.; Tan, W.; Zhang, H.-H.; Li, M.; Ye, Q.; Ma, G.-H.; Tu, S.-J.; Li, G. *Adv. Synth. Catal.* **2013**, 355, 3715. (g) Saito, K.; Kajiwara, Y.; Akiyama, T. *Angew. Chem., Int. Ed.* **2013**, *52*, 13284. (h) Terada, M.; Li, F.; Toda, Y. *Angew. Chem., Int. Ed.* **2014**, *53*, 235.

(4) (a) Zhu, C.; Akiyama, T. *Org. Lett.* **2009**, *11*, 4180. (b) Zhu, C.; Akiyama, T. *Synlett* **2011**, 1251. (c) Saito, K.; Akiyama, T. *Chem. Commun.* **2012**, 48, 4573. (d) Zhu, C.; Akiyama, T. *Adv. Synth. Catal.* **2010**, 352, 1846. (e) Zhu, C.; Akiyama, T. *Tetrahedron Lett.* **2012**, *53*, 416. (f) Zhou, J.-Q.; Sheng, W.-J.; Jia, J.-H.; Ye, Q.; Gao, J.-R.; Jia, Y.-X. *Tetrahedron Lett.* **2013**, *54*, 3082. (g) Sakamoto, T.; Horiguchi, K.; Saito, K.; Mori, K.; Akiyama, T. *Asian J. Org. Chem.* **2013**, *2*, 943. (h) Sakamoto, T.; Mori, K.; Akiyama, T. *Org. Lett.* **2012**, *14*, 3312. (i) Henseler, A.; Kato, M.; Mori, K.; Akiyama, T. *Angew. Chem., Int. Ed.* **2011**, *50*, 8180. (j) Shibata, Y.; Yamanaka, M. *J. Org. Chem.* **2013**, *78*, 3731.

(5) Chen, Q.-A.; Chen, M.-W.; Yu, C.-B.; Shi, L.; Wang, D.-S.; Yang, Y.; Zhou, Y.-G. *J. Am. Chem. Soc.* **2011**, *133*, 16432.

(6) (a) Chen, Q.-A.; Gao, K.; Duan, Y.; Ye, Z.-S.; Shi, L.; Yang, Y.; Zhou, Y.-G. *J. Am. Chem. Soc.* **2012**, *134*, 2442. (b) Lu, L.-Q.; Li, Y.; Junge, K.; Beller, M. *Angew. Chem., Int. Ed.* **2013**, *52*, 8382. (c) Du, W.; Yu, Z. *Synlett* **2012**, 1300. (d) Shi, F.; Gong, L.-Z. *Angew. Chem., Int. Ed.* **2012**, *51*, 11423.

(7) (a) Reeves, J. T.; Fandrick, D. R.; Tan, Z.; Song, J. J.; Lee, H.; Yee, N. K.; Senanayake, C. H. *J. Org. Chem.* **2010**, *75*, 992. (b) Pereira, M.; de, F.; Thiéry, V. *Org. Lett.* **2012**, *14*, 4754.

(8) For recent works on asymmetric reduction of benzoxazines, see ref 6a and: (a) Rueping, M.; Sugiono, E.; Steck, A.; Theissmann, T. *Adv. Synth. Catal.* **2010**, 352, 281. (b) Rueping, M.; Antonchick, A. P.; Theissmann, T. *Angew. Chem., Int. Ed.* **2006**, *45*, 6751. (c) Jiang, Y.; Liu, L.-X.; Yuan, W.-C.; Zhang, X.-M. *Synlett* **2012**, 1797. (d) Gao, K.; Yu, C.-B.; Wang, D.-S.; Zhou, Y.-G. *Adv. Synth. Catal.* **2012**, 354, 483. (e) Hu, J.; Wang, D.-Y.; Zheng, Z.; Hu, X.-P. *Chin. J. Chem.* **2012**, *30*, 2664. (f) Zhang, Z.; Ji, Y. R.; Wojtas, L.; Gao, W.-Y.; Ma, S.; Zaworotko, M. J.; Antilla, J. C. *Chem. Commun.* **2013**, 49, 7693. (g) Liu, X.-W.; Wang, C.; Yan, Y.; Wang, Y.-Q.; Sun, J. *J. Org. Chem.* **2013**, *78*, 6276. (h) Fleischer, S.; Zhou, S.; Werkmeister, S.; Junge, K.; Beller, M. *Chem.—Eur. J.* **2013**, *19*, 4997. (i) Núñez-Rico, J. L.; Vidal-Ferran, A. *Org. Lett.* **2013**, *15*, 2066.

(9) For selected works on measuring and determining the thermodynamic parameters of various organic hydride donors, see: (a) Richter, D.; Mayr, H. *Angew. Chem., Int. Ed.* **2009**, *48*, 1958. (b) Zhu, X.-Q.; Liu, Y.; Zhao, B.-J.; Cheng, J.-P. *J. Org. Chem.* **2001**, *66*, 370. (c) Zhu, X.-Q.; Li, H.-R.; Li, Q.; Ai, T.; Lu, J.-Y.; Yang, Y.; Cheng, J.-P. *Chem.—Eur. J.* **2003**, *9*, 871. (d) Zhu, X.-Q.; Cao, L.; Liu, Y.; Yang, Y.; Lu, J.-Y.; Wang, J.-S.; Cheng, J.-P. *Chem.—Eur. J.* **2003**, *9*, 3937. (e) Zhu, X.-Q.; Dai, Z.; Yu, A.; Wu, S.; Cheng, J.-P. *J. Phys. Chem. B* **2008**, *112*, 11694. (f) Zhu, X.-Q.; Liu, Q.-Y.; Chen, Q.; Mei, L.-R. *J. Org. Chem.* **2010**, *75*, 789. (g) Zhu, X.-Q.; Deng, F.-H.; Yang, J.-D.; Li, X.-T.; Chen, Q.; Lei, N.-P.; Meng, F.-K.; Zhao, X.-P.; Han, S.-H.; Hao, E.-J.; Mu, Y.-Y. *Org. Biomol. Chem.* **2013**, *11*, 6071.

(10) For recent works on asymmetric reduction of quinoxalin-2-ones, see ref 8i and: (a) Xue, Z.-Y.; Jiang, Y.; Peng, X.-Z.; Yuan, W.-C.; Zhang, X.-M. *Adv. Synth. Catal.* **2010**, 352, 2132. (b) Rueping, M.; Tato, F.; Schoepke, F. R. *Chem.—Eur. J.* **2010**, *16*, 2688.

(11) Reaction 1: hydrogenation of **3a** with **1** equiv of **8** and DHPD. Reaction 2: hydrogenation of **3a** with **8** and **1a**. Reaction 3: hydrogenation of **3a** with DHPD and **1a**.

(12) Notably, very recently, Akiyama demonstrated a brilliant chiral phosphoric acid-catalyzed oxidative kinetic resolution of indolines based on transfer hydrogenation to imines with indolines as the hydride source. See: Saito, K.; Shibata, Y.; Yamanaka, M.; Akiyama, T. *J. Am. Chem. Soc.* **2013**, *135*, 11740.